



GSM Lift Watch Prepoj

Communication Lift cabin – machine room



Installation guide v1.0

The Prepoj has been designed as accessory for GSM Lift Watch. It is designed for communication between lift cabin And machine room. It is install in machine room.


It is install into wiring between GSM part and acoustic part (REMIC) which is install in lift cabin.

Basic technical parametres:


Power supply 9 to 18V ss, cca 50 mA (up operation)
 Backup by ACU possible
Dimension: 110 x 110 x 52 mm

Function:


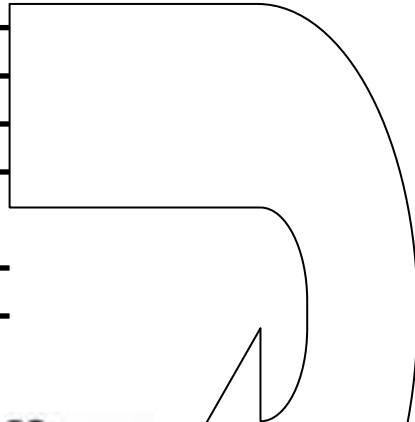
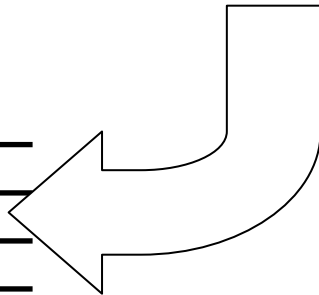
- After switching ON is permanently activated loudspeaker for listening of lift cabin (emergency calls are possible)
- Loudspeaker loudness regulation possibility
- After microphone activation button pressing And holding is possible to talk with lift cabin
- Microphone loudness regulation possibility



GSM LIFT WATCH Connection



- M
- G
- R
- S
- M
- G
- R
- S
-
- 12V
- +



Installation:





ALPHATECH TECHNOLOGIES s.r.o.
Jeremenkova 88, Praha 4, Czech Republic
www.alphatechtechnologies.cz

ALPHATECH TECHNOLOGIES s.r.o.

Jeremenkova 88
140 00 Praha 4
Czech Republic
VAT: CZ27577350

Company is registered in the Commercial Register
administered by the Municipal
Court in Prague, Section C, Record 116886

Banking details:

Komerční banka, account No. 43-7671450207/0100
IBAN: CZ0801000000437671450207
SWIFT: KOMBCZPPXXX

